



RISLA
College
Planning
Center

PRESENTS

The Admissions Process

***NO NOTES NEEDED! SCAN QR CODE**



What's new?

Visit collegeplanningcenter.org for more details

FAFSA Notification

Sign up for 2025–2026
FAFSA Delay updates


SCAN
ME! >>



FSA ID Workshops

1st Step
for Your FAFSA

SCAN
ME! >>





College Admissions

AGENDA



- College Admission Requirements




- Where to Begin



- Application Expectations




- A Brief History of Financial Aid



- Financial Aid Overview



- Eligibility, Awards & Loans



How to search for colleges

Guidance Office



Internet Search



Family & Friends




Where should I apply?

- City or small college town?
- What size college appeals to you?
- Public or private?
- What kind of weather do you prefer?
- Does your major require special facilities?
- Do you need academic structure?
- Affordability?
- Athletics?

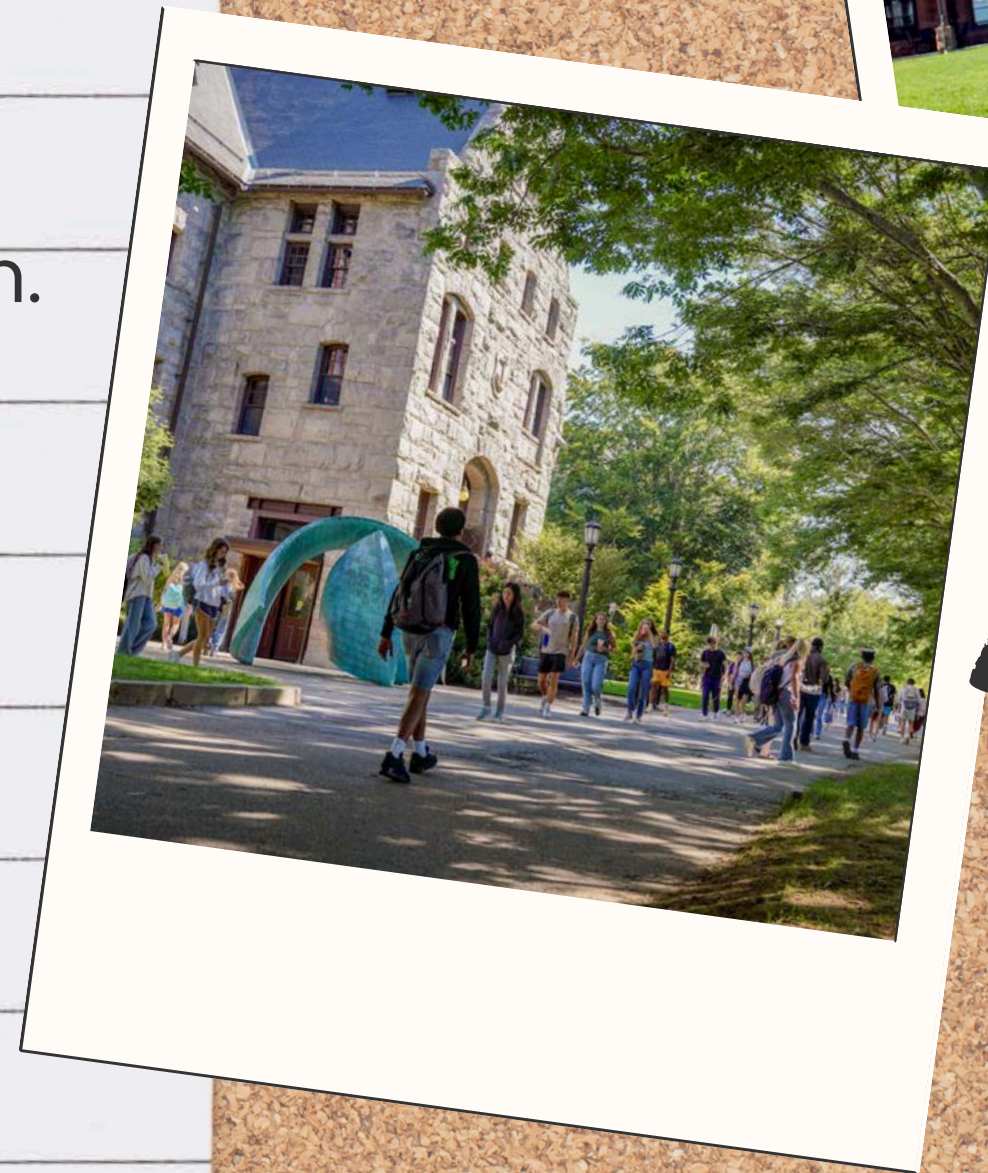





School Visits




- Visit when the college is in session.
- If possible, spend the night in the dorm.
- Attend classes.
- Visit the student union.
- Visit career services.
- Talk to as many people as possible.
- Read a copy of the latest student newspaper.
- Check out school's social media.






High School Transcript



Standardized Test
SAT or ACT, SAT II
(If necessary)




Admission Requirements




College Essay
One page single-spaced, two pages double spaced




Letters of Recommendation



OPTIONAL
Resume, Interview



How many schools should you apply to?




My Preference

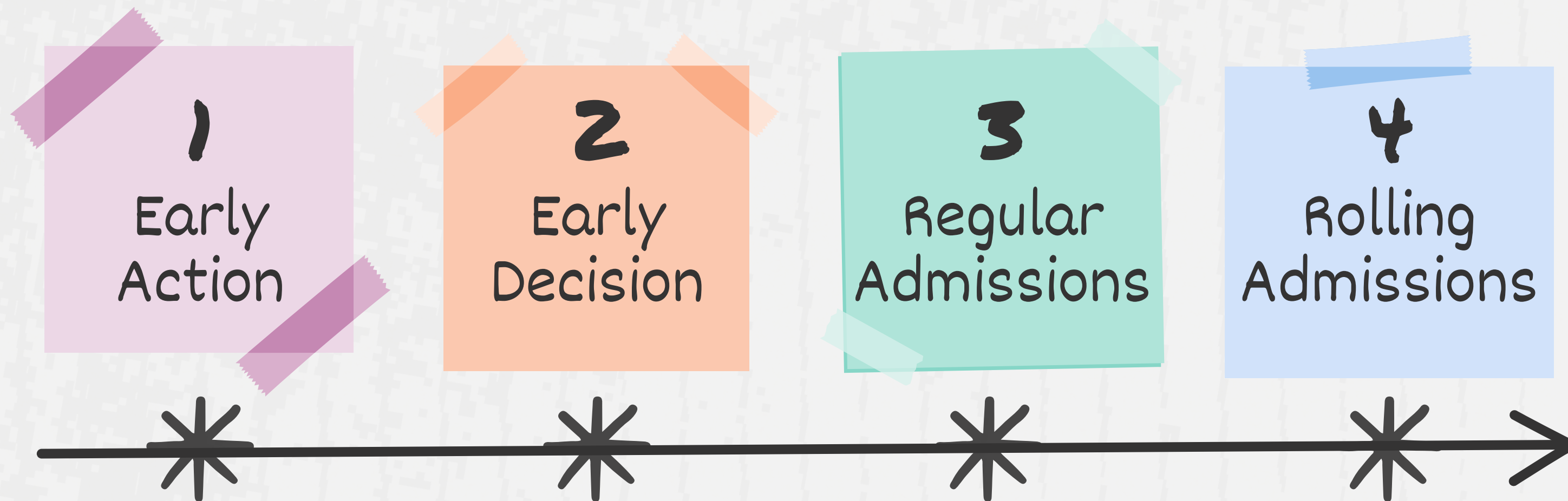
- No more than 8.
- One that you are relatively certain that you will be accepted to and that you can afford.

4 to 8

- Reach
- Possible
- Safety



Know the Terms



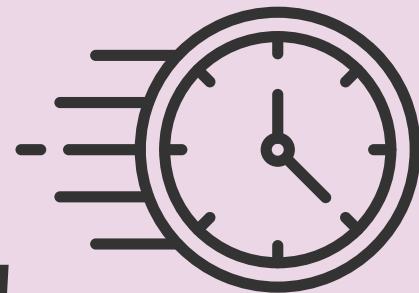
Ready to Apply

3 Things to Remember!

Deadlines!

Deadlines!

Deadlines!



The Common Application Online



commonapp.org



#1

The Application

- Do not rush – start early.
- Answer all questions on the application.
- Make sure guidance uploads the transcript.
- Make sure recommendations are uploaded.

#2

The Essay

- Follow instructions on the application: word count, font size, and formatting.
- Tell them something that they do not already know.
- Stick to the prompt.
- When appropriate, be creative.
- **PROOFREAD!!!!**



#3

The Resume



- Activities
- Community service
- Work experience
- Honors and recognition





Admissions Decisions

- Strength of curriculum/Level of Challenge.
- Choice of senior year courses.
- Grades in all academic courses.
- Standardized tests
- Essay
- Creativity, initiative, leadership & personal qualities that help you stand out.





Help is available!

College planning and financial aid guidance at the:
College Planning Center of RI

Schedule online at
collegeplanningcenter.org

Call to schedule an appointment
401-736-3170

For a copy of this presentation
1. Scan this code with your phone
2. Select Admissions

Follow Us!



[@risla.college.planning.center](https://www.instagram.com/@risla.college.planning.center)



[@risla.college.planning.center](https://www.facebook.com/@risla.college.planning.center)



[@CPCRI](https://www.twitter.com/@CPCRI)